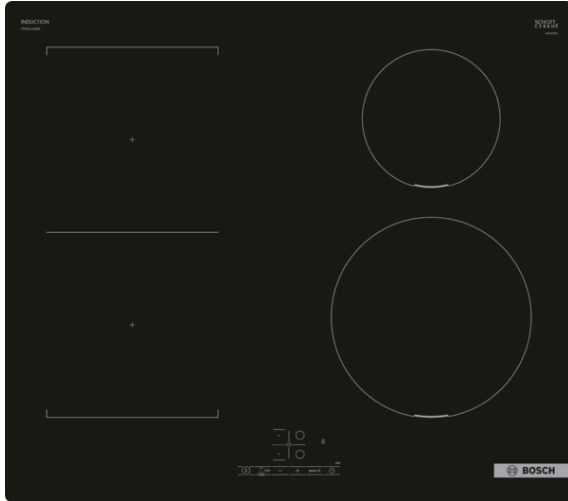


Serie | 4, Induction hob, 60 cm, Black PWP611BB5B



Optional accessories

HEZ9SE030 : Set of 2 pots and 1 pan

The CombiInduction hob: you can place large, oval or rectangular cookware on two connected cooking zones.

- **TouchSelect:** Selection of the desired cooking zone and easy setting of the desired power level.
- **CombiZone:** More flexibility by combining two cooking zones, for roasters and more.
- **PowerBoost:** up to 50% more power for faster heating on your induction hob.
- If you turn off the cooktop it saves the last selected setting for a short time. If the cooktop is switched off within a short time again the former settings are still available.
- **Timer with switch-off function:** Turns off the assigned cooking zone after the set time.

Technical Data

Product name/family : Cooking zone ceramic

Construction type : Built-in

Energy input : Electric

Total number of positions that can be used at the same time : 4

Required niche size for installation (HxWxD) : 51 x 560-560 x 490-500 mm

Width of the appliance : 592 mm

Dimensions : 51 x 592 x 522 mm

Dimensions of the packed product (HxWxD) : 126 x 753 x 603 mm

Net weight : 10.1 kg

Gross weight : 11.3 kg

Residual heat indicator : Separate

Location of control panel : Hob front

Basic surface material : Ceramic

Color of surface : Black

Approval certificates : AENOR, CE

Length of electrical supply cord : 110 cm

EAN code : 4242005285099

Electrical connection rating : 3700 W

Voltage : 220-240 V

Frequency : 50; 60 Hz



Serie | 4, Induction hob, 60 cm, Black PWP611BB5B

The CombiInduction hob: you can place large, oval or rectangular cookware on two connected cooking zones.

Flexibility of cooking zones

- Combi zone
: use bigger cookware by connecting two classic cooking zones into one large zone.
- Cooking zone front left: 180 mm, 1.8 KW (max. power 3.1 KW)
- Cooking zone rear left: 180 mm, 1.8 KW (max. power 3.1 KW)
- Cooking zone rear right: 145 mm, 1.4 KW (max power 2.2 KW)
- Cooking zone front right: 210 mm, 2.2 KW (max. power 3.7 KW)

Usage convenience

- TouchSelect: control the power with imprinted +/- touch buttons.
- Variable 17-stage power settings for each zone: precisely adapt the heat with 17 power levels (9 main levels and 8 intermediate levels).
- Switch-off timer: switches off the cooking zone at the end of the time set (e.g. for boiled eggs).
- Count-down timer: an alarm sounds at the end of the time set (e.g. for pasta).

Time saving & efficiency

- PowerBoost function for all zones
: boil water faster thanks to 50% more energy than at the highest standard level.
- QuickStart function: when switching on, the hob automatically selects the cooking zone with cookware (when placed on a zone whilst the hob is off).
- ReStart function: in case of unintentional switch-off, this feature restores all previous settings by switching on the hob again within 4 seconds.
- Quick Stop: quickly switch off a cooking zone with one longer touch.

Design

- 60 cm: space for 4 pots or pans.
- Frameless design

Safety

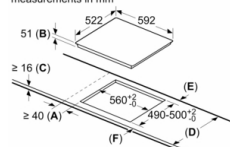
- 2 stage residual heat indicator for each zone: indicates which cooking zones are still hot or warm.
- Control panel lock: prevent unintended activation of the hob.
- Main on/off switch: switch off all cooking zones at the touch of a button.
- Automatic safety shut off: for safety reasons, heating stops after a preset time if not used (possible to customise).

Installation

- Dimensions of the product (HxWxD mm): 51 x 592 x 522
- Required niche size for installation (HxWxD mm) : 51 x 560 x (490 - 500)
- Min. worktop thickness: 16 mm
- Connected load: 3.7 KW
- Power management options for 16A, 13A or 10A connection: limit the maximum power if needed (depends on fuse protection of electric installation).
- Power cord 1.1 m UK 3 pin plug: plug and play, no electrician required for installation.
- This hob is equipped with a UK 3 pin plug for an easy plug & play installation. The plug limits the maximum power output to 3.7 KW. For higher power output, please select a hob without plug and ensure installation is carried out by a qualified electrician.

Serie | 4, Induction hob, 60 cm, Black PWP611BB5B

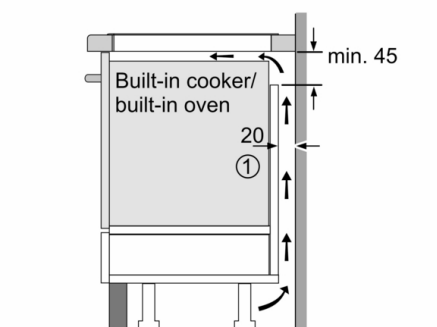
measurements in mm



- A:** Minimum distance from the hob cut-out to the wall.
B: Recessed depth.
C: The clearance between the surface of the worktop and the top of the front of the oven must be 30 mm. See space requirements for the oven.

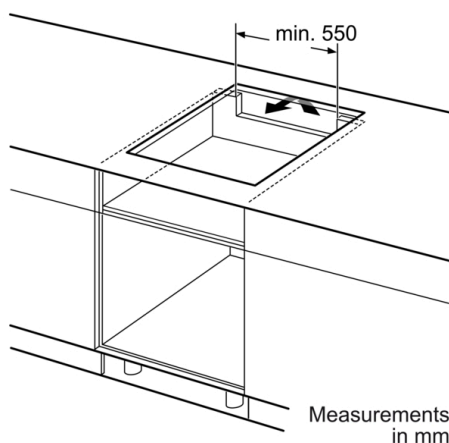
The worktop into which the hob is installed must withstand loads of approx. 60 kg; suitable substructures must be used if required.

D	E	F
585-600	50	≥ 35
> 600	≥ 50	≥ 50

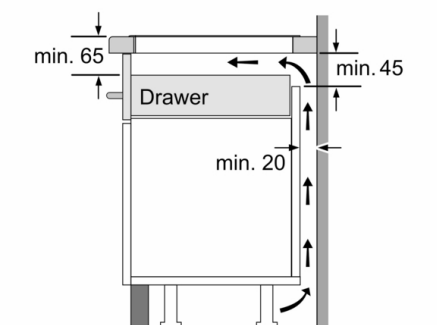


①
Ventilation gap must be present

All measurements in mm



Measurements
in mm



Measurements in mm