

Serie | 4, Built-in fridge-freezer with  
freezer at bottom, 177.2 x 54.1 cm  
KIN86VFE0G



Included accessories

- 3 x egg tray
- 1 x ice cube tray



The spacious built-in fridge-freezer  
combination with VitaFresh XXL and  
NoFrost keeps food fresh for longer and  
prevent ice formation.

- Supports optimal air circulation and guarantees a constant temperature level in the cooling area.
- LED lights bring a completely new lighting concept to fridges
- **NoFrost**: never defrost again, thanks to perfect protection from ice formation - that saves time and effort.
- FreshSense sensors constantly monitor and control the ambient, fridge and freezer temperature
- **SuperFreezing**: Protects frozen food from defrosting.

Technical Data

Energy Efficiency Class:	E
Average annual energy consumption in kilowatt hour per year (kWh/a):	234
Sum of volume of frozen compartments:	76
Sum of volume of chill compartments:	184
Airborne acoustical noise emissions :	35
Airborne acoustical noise emission class:	B
Construction type:	Built-in
Door panel options:	Possible but accessory
Width of the appliance:	541
Depth of the product:	548
Required niche size for installation (HxWxD):	1775.0 x 560 x 550
Net weight (kg):	54.338
Fuse protection (A):	10
Door hinge:	Right reversible
Voltage (V):	220-240
Frequency (Hz):	50
Approval certificates:	CE, E17D UKCA marking, VDE
Length of electrical supply cord (cm):	230
Storage Period in Event of Power Failure (h):	10
Number of compressors:	1
Number of independent cooling systems:	1
Interior ventilator:	No
Reversible Door Hinge:	Yes
Number of Adjustable Shelves in fridge compartment (Stck):	3
Shelves for Bottles:	No
Frost free system:	Freezer
Installation type:	Full-integrated
Type of hinge:	Flush-folding



## Serie | 4, Built-in fridge-freezer with freezer at bottom, 177.2 x 54.1 cm KIN86VFE0G

**The spacious built-in fridge-freezer combination with VitaFresh XXL and NoFrost keeps food fresh for longer and prevent ice formation.**

### Key features - Fridge section

- Right hinged door, door reversible
- 220 - 240 V

### Key features - Freezer section

- 3 x egg tray, 1 x ice cube tray

### Country Specific Options

- Based on the results of the standard 24-hour test. Actual consumption depends on usage/position of the appliance.

### Design features

- easy Installation

### Performance and Consumption

- EU19\_EEK\_D: E
- Total Volume : 260 l
- Net Fridge Volume : 184 l
- Net Freezer Volume : 76 l
- Freezing capacity 24h : 4 kg
- Annual Energy Consumption: 234 kWh/a
- Climate Class: SN-ST
- Noise Level : 35 dB
- Temperature rise time : EU19\_Temperature rise time\_D: 10 H

### Functions

- Bright interior LED fridge light

### Design features

- LED electronic control
- Super Cooling: No
- SuperFreezing function with automatic deactivation
- optical, acoustic for Fridge and Freeze

### Design features

- 4 safety glass shelves in fridge compartment of which 3 are height adjustable
- 3 door trays, including 1x dairy compartment
- 1 removable door storage compartments.
- 3 door bins

### Freshness System

- 1 VitaFresh drawer with humidity control - Fruits and vegetables retain vitamins and stay fresh for longer

### Food freshness system

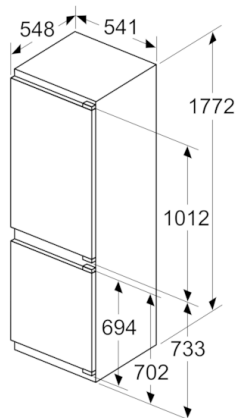
- NoFrost freezer, never have to defrost ever again
- 3 freezer drawers

### Dimension and installation

- Dimensions: 177.2 cm H x 54.1 cm W x 54.8 cm D
- Niche Dimensions: 177.5 cm H x 56 cm W x 55 cm D

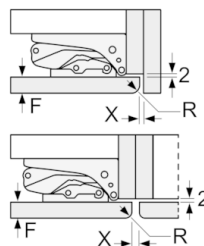
## Serie | 4, Built-in fridge-freezer with freezer at bottom, 177.2 x 54.1 cm KIN86VFE0G

measurements in mm



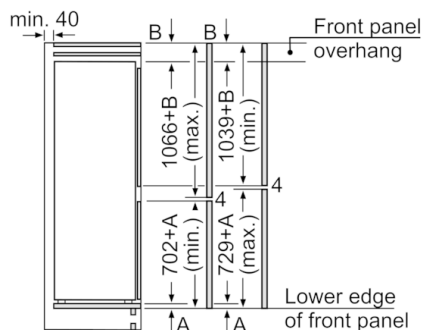
measurements in mm

Recommended gap dimensions for flat hinges



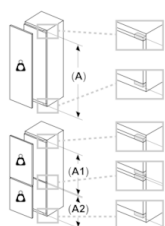
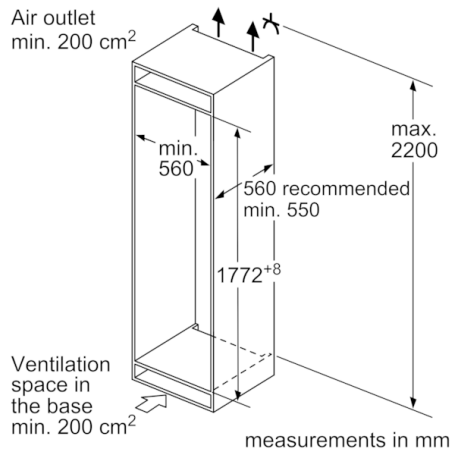
F	R	X
16-19	0-3	2.5
20	0-1	3
	2-3	2.5
21	0-1	3
	2-3	2.5
22	0	4
	1	3.5
	2-3	3

The gap dimensions recommended in the table must be adhered to in order to ensure that appliance doors do not collide with anything when they are opened, and to avoid causing damage to kitchen units.



The specified unit door dimensions are valid for a door gap of 4 mm.

measurements in mm



### Maximal permissible weight of the unit fronts

Fitted unit fronts that exceed the permissible weight may cause damage and result in functional impairment of the hinges

A: Weight

A: Appliance door height including hinges in mm

B: Undamped hinge, unit front in kg

C: Damped hinge, unit front in kg

A	B	C
1500-1750	22	22
720-1400	19	19
A1	15	19
A2	15	19